



WINNERS

Standard

IMW2900 – 4 ton Base plate - Manual release



012 664 3556

www.integratedmarketing.co.za

Model: IMW2900

Product: 4 Ton manual release - Base plate

Description: Centre plate between the 2 post to cover the hydraulic pipes and steel synchronizing ropes. It is the most common type of lift, but the plate can be considered an obstruction when removing gearboxes on a transmission jack, however this lift is suitable for low ceiling workshops.

Features:	Benefits:
Manual release	When you have a power outage, the locks can still be released to lower the vehicle.
Floor plate design	Suitable for low ceiling workshop, and the height is not limited by an overhead beam. The lift can accommodate tall vehicles, roof racks and other roof-mounted features.
Cables	Stainless steel, strong and corrosion resistant.
Double cylinders	High strength chain drive system
Dynamic test 115% of the rate capacity	Ensures the hoist works correctly through its full cycle of operation
Static test: 150% of the rated capacity	Static load testing, to ensure the lifts can handle the recommended tonnage. Safety test.
Dual anti skidding safety device from column ladder to hydraulic seal protection	If the hydraulic system fails for some reason the vehicle on the lift will not fall, the lifts safety locks will lock into place to prevent any accidents.
Hydraulic system	Designed to avoid overload running
ABS control box, 24v low voltage control system	Conforms to ISO standards and electrical components of the lift.
High quality seals from Italy	Seals can withstand high pressure and mechanical stress.
Quality power rack	Ensures safety at all heights.
Conforms to CE requirements	The CE Mark on a product or machine identifies it as complying with all the of safety requirements established by the European Union.
Training available	Technicians can be professionally trained to use the machine and get the maximum benefit from it.
1 year warranty	The machine will be repaired if there are any factory faults.

Spares available	Should you have a breakdown you will not have to wait for your machine to be repaired. If there is anything we don't have, we fly it in directly from the Suppliers.
Operational videos	Technicians can learn how to operate the machine by watching a video, which is easier and more simple than written instructions.

Important notice!

- Lift must be installed indoors.
- Approved installers must be used when installing lifts or warranty will be void.
- All electrical connections must be done by a qualified Electrician, and each unit requires a separate isolator.

Technical information	
Lift	
Lifting capacity	4000kg
Maximum lifting height	1900mm
Minimum lifting height	85mm
Overall height	2826mm
Overall width	3426mm
Width between columns	2803mm
Maximum vehicle width	2775mm
Lifting time	40s
Lowering time	60s
Noise level	70 dB(A0/1m
Average weight of package	620kg
Electric motor	
Voltage	220V
Power	2.2 Kw
Speed	2850rpm
Power unit	
Type	Gear
Flow rate	4.8 cm ³ /g
Continuous working pressure	170 bar - 190 bar
Peak pressure	210 bar



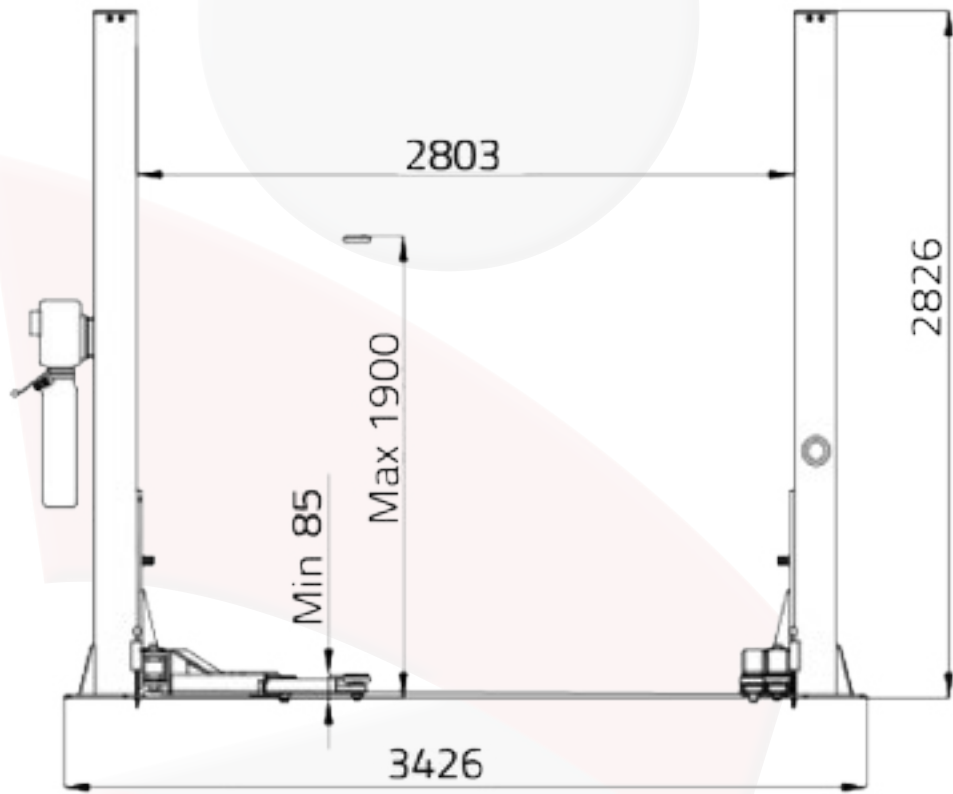
Automatic arm locks



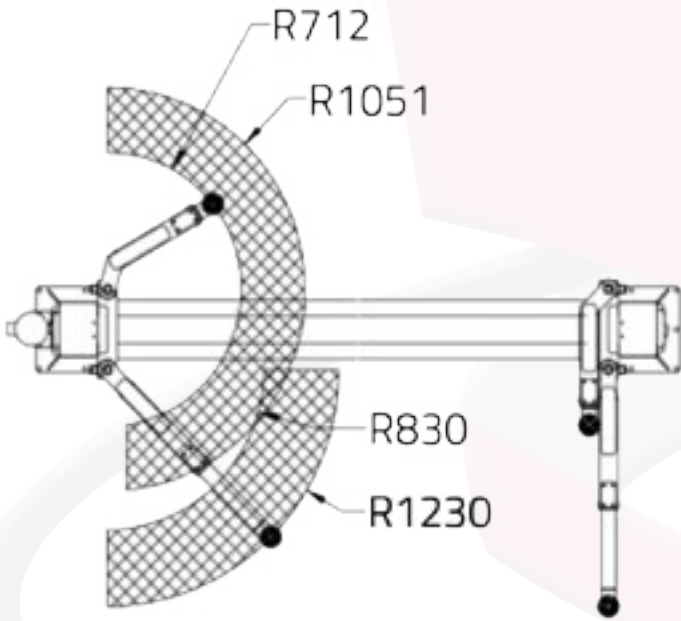
Rubber door protector



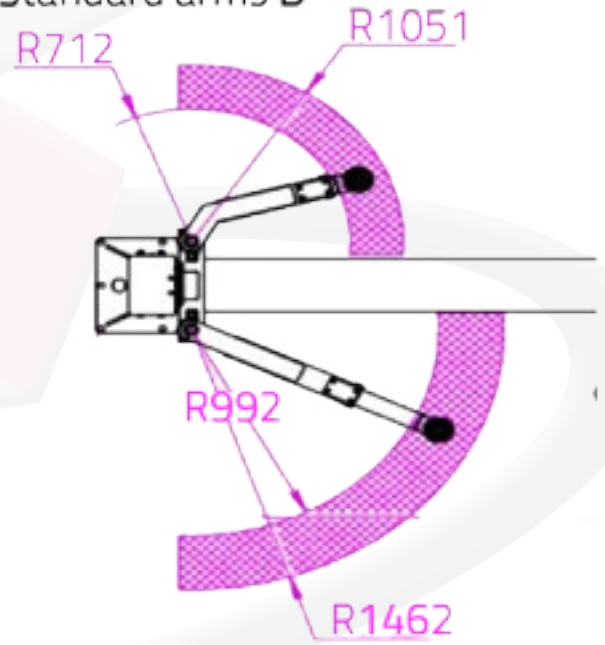
Pick up tray with rubber pad

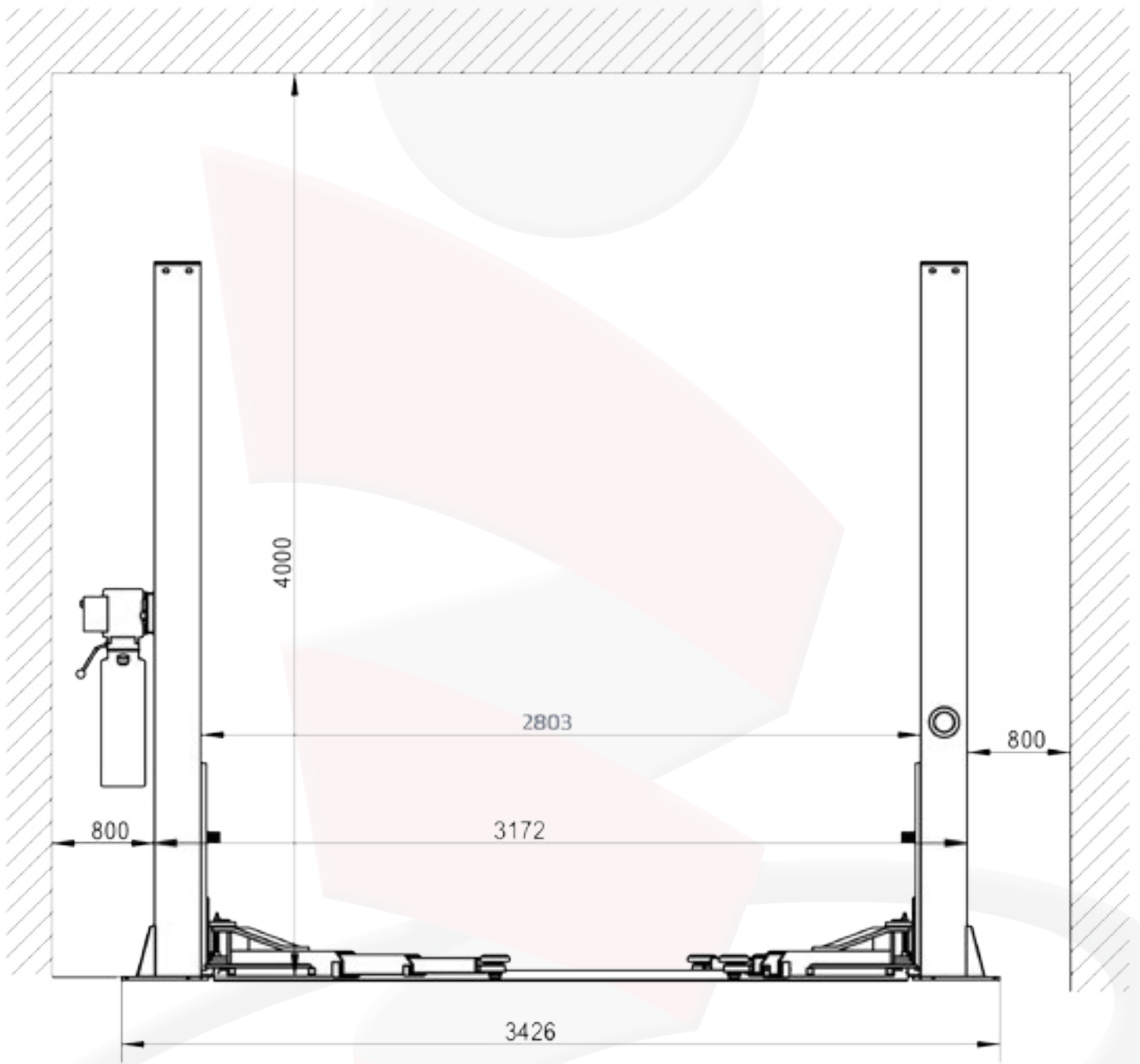


Standard arms A



Standard arms B







Unit 10, Keymax Ind Park 012 664 3556
 1006 Ergon street sales@integratedmarketing.co.za
 Lyttelton Manor info@integratedmarketing.co.za
 Centurion www.integratedmarketing.co.za

Colors and designs may differ

Latitude: -25.840061 | Longitude: 28.217831